

Constant Contact Survey Results

Campaign Name: 2023 PAR Needs Assessment Survey

Survey Starts: 1009

Survey Submits: 313

Export Date: 07/24/2023 11:16 AM

NUMERIC SCALE

Parks with recreational amenities

Answer Choice	0%	100%	Number of Responses	Responses Ratio
1			5	1%
2			4	1%
3			29	9%
4			86	27%
5			189	60%
Mean	4.44			
Median	5.00			
Total Responses			313	100%

NUMERIC SCALE

Pathways (sidewalks & trails) and pathway connections

Answer Choice	0%	100%	Number of Responses	Responses Ratio
1 (Low Importance)			4	1%
2			6	1%
3			27	8%
4			67	21%
5 (High Importance)			209	66%
Mean	4.50			
Median	5.00			
Total Responses			313	100%

NUMERIC SCALE

Natural areas for passive recreation

Answer Choice	0%	100%	Number of Responses	Responses Ratio
1 (Low Importance)			7	2%
2			32	10%
3			70	22%
4			78	24%
5 (High Importance)			126	40%
Mean	3.91			
Median	4.00			
Total Responses			313	100%

NUMERIC SCALE

Recreation programming

Answer Choice	0%	100%	Number of Responses	Responses Ratio
1 (Low Importance)			18	5%
2			27	8%
3			85	27%
4			74	23%
5 (High Importance)			109	34%
Mean	3.73			
Median	4.00			
Total Responses			313	100%

NUMERIC SCALE

Art integration

Answer Choice	0%	100%	Number of Responses	Responses Ratio
1 (Low Importance)			43	13%
2			47	15%
3			101	32%
4			63	20%
5 (High Importance)			59	18%
Mean	3.15			
Median	3.00			
Total Responses			313	100%

CHECKBOXES

Which of the following words best describes Monticello's parks & recreation? (Select all that apply)

Answer Choice	0%	100%	Number of Responses	Responses Ratio
Fun			149	47%
Accessible			161	51%
Active			106	33%
Connected			55	17%
Nature-oriented			158	50%
Relaxing			138	44%
Other			32	10%
Total Responses			313	100%

OPEN QUESTION

Do you feel welcome and/or safe visiting Monticello's parks and trails? If no, why?

- Yes
- Yes
- Yes

313 Response(s)

MULTIPLE CHOICE

What is your overall impression of park, trail, and recreation amenities in Monticello?

Answer Choice	0%	100%	Number of Responses	Responses Ratio
Excellent			63	20%
Good			187	59%
Fair			55	17%
Poor			8	2%
Total Responses			313	100%

MULTIPLE CHOICE

How often do you use Monticello's Parks?

Answer Choice	0%	100%	Number of Responses	Responses Ratio
Once a week or more			148	47%
Once or Twice a month			108	34%
Less than once a month			47	15%
N/A (I don't interact with them)			10	3%
Total Responses			313	100%

MULTIPLE CHOICE

How often do you use pathways (trails & sidewalks) in Monticello?

Answer Choice	0%	100%	Number of Responses	Responses Ratio
Once a week or more			171	54%
Once or Twice a month			70	22%
Less than once a month			55	17%
N/A (I don't interact with them)			17	5%
Total Responses			313	100%

MULTIPLE CHOICE

How often do you visit recreation facilities (i.e. sports fields, dog park, community center) in Monticello?

Answer Choice	0%	100%	Number of Responses	Responses Ratio
Once a week or more			123	39%
Once or Twice a month			81	25%
Less than once a month			87	27%
N/A (I don't interact with them)			22	7%
Total Responses			313	100%

CHECKBOXES

What transportation do you use to visit our parks and trails? (Select all that apply)

Answer Choice	0%	100%	Number of Responses	Responses Ratio
Personal Vehicle			276	88%
Bus			1	0%
Bicycle			111	35%
Walk			176	56%
Other			8	2%
Total Responses			313	100%

NUMERIC SCALE

Neighborhood parks (i.e. Featherstone, Cardinal Hills, Sunset Ponds, Par West)

Answer Choice	0%	100%	Number of Responses	Responses Ratio
1 (Never)			98	31%
2			75	23%
3			56	17%
4			27	8%
5 (Frequently)			57	18%
Mean	2.58			
Median	2.00			
Total Responses			313	100%






NUMERIC SCALE

Premiere/Community parks (i.e. West Bridge, Pioneer, Ellison)

Answer Choice	0%	100%	Number of Responses	Responses Ratio
1 (Never)			14	4%
2			39	12%
3			92	29%
4			75	23%
5 (Frequently)			93	29%
Mean	3.62			
Median	4.00			
Total Responses			313	100%






NUMERIC SCALE

Monti Paws Dog Park

Answer Choice	0%	100%	Number of Responses	Responses Ratio
1 (Never)			231	73%
2			30	9%
3			24	7%
4			11	3%
5 (Frequently)			17	5%
Mean	1.57			
Median	1.00			
Total Responses			313	100%






NUMERIC SCALE

Athletic parks (i.e. Bertram Athletic Park, Freeway Fields)

Answer Choice	0%	100%	Number of Responses	Responses Ratio
1 (Never)			91	29%
2			56	17%
3			58	18%
4			25	7%
5 (Frequently)			83	26%
Mean	2.85			
Median	3.00			
Total Responses			313	100%

NUMERIC SCALE

Passive parks (i.e. Otter Creek, Swan Park)

Answer Choice	0%	100%	Number of Responses	Responses Ratio
1 (Never)			113	36%
2			88	28%
3			60	19%
4			29	9%
5 (Frequently)			23	7%
Mean	2.24			
Median	2.00			
Total Responses			313	100%

NUMERIC SCALE

Monticello Community Center

Answer Choice	0%	100%	Number of Responses	Responses Ratio
1 (Never)			37	11%
2			76	24%
3			83	26%
4			47	15%
5 (Frequently)			70	22%
Mean	3.12			
Median	3.00			
Total Responses			313	100%

NUMERIC SCALE

MontiArts

Answer Choice	0%	100%	Number of Responses	Responses Ratio
1 (Never)			198	63%
2			60	19%
3			31	9%
4			12	3%
5 (Frequently)			12	3%
Mean	1.66			
Median	1.00			
Total Responses			313	100%

MULTIPLE CHOICE

How well do Monticello's current parks and recreation facilities meet your needs?

Answer Choice	0%	100%	Number of Responses	Responses Ratio
Excellent			56	17%
Good			175	55%
Fair			65	20%
Poor			17	5%
Total Responses			313	100%

MULTIPLE CHOICE

How would you rate the overall physical condition of the parks and recreation facilities?

Answer Choice	0%	100%	Number of Responses	Responses Ratio
Excellent			63	20%
Good			179	57%
Fair			62	19%
Poor			8	2%
Other			1	0%
Total Responses			313	100%

CHECKBOXES

Which park, trail or recreational facility do you visit most? (Please select your top 5 - list continued in question below)

Answer Choice	0%	100%	Number of Responses	Responses Ratio
4th Street Park			30	9%
Cardinal Hills Park			10	3%
East Bridge Park			78	25%
Ellison Park/River Walk			174	57%
Featherstone Park			13	4%
Freeway Fields			19	6%
Groveland Park			23	7%
Hillcrest Park			18	5%
Hunters Crossing			14	4%
Otter Creek Park			53	17%
Par West Park			13	4%
Pioneer Park			178	59%
River Mill Park			21	6%
Rolling Woods Park			12	3%
Sunset Ponds Park			16	5%
West Bridge Park			157	52%
Wildwoods Park			4	1%
Montissippi Park (County Park)			187	62%
Total Responses			301	100%

CHECKBOXES

Which park, trail or recreational facility do you visit most? (Please select your top 5 - continued from above)

Answer Choice	0%	100%	Number of Responses	Responses Ratio
Bertram Chain of Lakes Regional Athletic Park			104	34%
Bertram Chain of Lakes Regional Park			198	66%
City/Xcel Ballfields			29	9%
Great River Trailhead			26	8%
MontiArts			37	12%
Monti Paws Dog Park at Meadow Oak Park			37	12%
Montiview Park/Mountain Bike Challenge Course			41	13%
Monticello Community Center			184	61%
Moose Sherritt Ice Arena			40	13%
Swan Park			34	11%
Total Responses			299	100%

CHECKBOXES

11. Is there anything that discourages use within the parks and trails system? (Select all that apply)

Answer Choice	0%	100%	Number of Responses	Responses Ratio
Lack of connection to or between parks			87	27%
Condition of trails			32	10%
Safety concerns			49	15%
Proximity to your location			103	32%
Condition of amenities/facilities			40	12%
Amenities available (restrooms, shelters, etc.)			108	34%
Other			58	18%
Total Responses			313	100%

CHECKBOXES

Why do you visit certain parks more often than others? (Select all that apply)

Answer Choice	0%	100%	Number of Responses	Responses Ratio
Proximity to home/work/school			198	63%
Type of equipment/facilities/amenities			145	46%
Sidewalks/walkable access to the park			102	32%
Available parking			51	16%
Types of activities held			110	35%
Other			24	7%
Total Responses			313	100%

CHECKBOXES

Have you participated in the following events? (Select all that apply)

Answer Choice	0%	100%	Number of Responses	Responses Ratio
Farmers Market			258	82%
Movies in the Park			109	34%
Music on the Mississippi			160	51%
Walk & Roll			149	47%
Let's Chalk			136	43%
GlowFest			62	19%
Open Mic Night			9	2%
MontiArts Open Studio			23	7%
Downtown Trick-or-Treat			152	48%
Visit with Santa			45	14%
FatBikeFest			8	2%
Total Responses			313	100%

CHECKBOXES

Do you know about these amenities in the community? (Select all that apply)

Answer Choice	0%	100%	Number of Responses	Responses Ratio
Community Garden			139	44%
Great River Regional Trail			120	38%
Mississippi River Trail			145	46%
MontiPaws Dog Park			180	57%
Monticello Community Center			301	96%
Montview Mountain Bike Challenge Course			123	39%
Sledding hills at East Bridge & River Mill Parks			242	77%
Ice Rinks at 4th Street and/or West Bridge Park			209	66%
Total Responses			313	100%

NUMERIC SCALE

Walking/bike paths

Answer Choice	0%	100%	Number of Responses	Responses Ratio
1 (Rarely Used)			25	7%
2			30	9%
3			47	15%
4			62	19%
5 (Often Used)			149	47%
Mean	3.89			
Median	4.00			
Total Responses			313	100%






NUMERIC SCALE

Community Center

Answer Choice	0%	100%	Number of Responses	Responses Ratio
1 (Rarely Used)			51	16%
2			50	15%
3			77	24%
4			56	17%
5 (Often Used)			79	25%
Mean	3.20			
Median	3.00			
Total Responses			313	100%






NUMERIC SCALE

Playgrounds

Answer Choice	0%	100%	Number of Responses	Responses Ratio
1 (Rarely Used)			58	18%
2			43	13%
3			61	19%
4			66	21%
5 (Often Used)			85	27%
Mean	3.25			
Median	3.00			
Total Responses			313	100%






NUMERIC SCALE

Play equipment

Answer Choice	0%	100%	Number of Responses	Responses Ratio
1 (Rarely Used)			69	22%
2			43	13%
3			59	18%
4			56	17%
5 (Often Used)			86	27%
Mean	3.15			
Median	3.00			
Total Responses			313	100%






NUMERIC SCALE

Restrooms

Answer Choice	0%	100%	Number of Responses	Responses Ratio
1 (Rarely Used)			36	11%
2			64	20%
3			83	26%
4			53	16%
5 (Often Used)			77	24%
Mean	3.23			
Median	3.00			
Total Responses			313	100%






NUMERIC SCALE

Picnic tables

Answer Choice	0%	100%	Number of Responses	Responses Ratio
1 (Rarely Used)			51	16%
2			66	21%
3			90	28%
4			53	16%
5 (Often Used)			53	16%
Mean	2.97			
Median	3.00			
Total Responses			313	100%






NUMERIC SCALE

Events (music, movies, festivals)

Answer Choice	0%	100%	Number of Responses	Responses Ratio
1 (Rarely Used)			36	11%
2			60	19%
3			88	28%
4			69	22%
5 (Often Used)			60	19%
Mean	3.18			
Median	3.00			
Total Responses			313	100%






NUMERIC SCALE

Picnic shelters

Answer Choice	0%	100%	Number of Responses	Responses Ratio
1 (Rarely Used)			79	25%
2			90	28%
3			78	24%
4			35	11%
5 (Often Used)			31	9%
Mean	2.52			
Median	2.00			
Total Responses			313	100%






NUMERIC SCALE

Winter activities (sledding/skating)

Answer Choice	0%	100%	Number of Responses	Responses Ratio
1 (Rarely Used)			97	30%
2			65	20%
3			65	20%
4			35	11%
5 (Often Used)			51	16%
Mean	2.61			
Median	2.00			
Total Responses			313	100%





NUMERIC SCALE

Monti Paws Dog Park

Answer Choice	0%	100%	Number of Responses	Responses Ratio
1 (Rarely Used)			235	75%
2			23	7%
3			24	7%
4			15	4%
5 (Often Used)			16	5%
Mean	1.58			
Median	1.00			
Total Responses			313	100%






NUMERIC SCALE

Ball fields

Answer Choice	0%	100%	Number of Responses	Responses Ratio
1 (Rarely Used)			182	58%
2			29	9%
3			50	15%
4			13	4%
5 (Often Used)			39	12%
Mean	2.04			
Median	1.00			
Total Responses			313	100%






NUMERIC SCALE

Fishing docks

Answer Choice	0%	100%	Number of Responses	Responses Ratio
1 (Rarely Used)			165	52%
2			49	15%
3			43	13%
4			30	9%
5 (Often Used)			26	8%
Mean	2.05			
Median	1.00			
Total Responses			313	100%






NUMERIC SCALE

Boat launches

Answer Choice	0%	100%	Number of Responses	Responses Ratio
1 (Rarely Used)			210	67%
2			34	10%
3			30	9%
4			17	5%
5 (Often Used)			22	7%
Mean	1.74			
Median	1.00			
Total Responses			313	100%






NUMERIC SCALE

Indoor ice rink

Answer Choice	0%	100%	Number of Responses	Responses Ratio
1 (Rarely Used)			213	68%
2			35	11%
3			26	8%
4			16	5%
5 (Often Used)			23	7%
Mean	1.73			
Median	1.00			
Total Responses			313	100%






NUMERIC SCALE

Basketball courts

Answer Choice	0%	100%	Number of Responses	Responses Ratio
1 (Rarely Used)			198	63%
2			50	15%
3			30	9%
4			17	5%
5 (Often Used)			18	5%
Mean	1.74			
Median	1.00			
Total Responses			313	100%

NUMERIC SCALE

Disc golf

Answer Choice	0%	100%	Number of Responses	Responses Ratio
1 (Rarely Used)			221	70%
2			37	11%
3			24	7%
4			15	4%
5 (Often Used)			16	5%
Mean	1.62			
Median	1.00			
Total Responses			313	100%

NUMERIC SCALE

Community garden

Answer Choice	0%	100%	Number of Responses	Responses Ratio
1 (Rarely Used)			274	87%
2			16	5%
3			16	5%
4			5	1%
5 (Often Used)			2	0%
Mean	1.23			
Median	1.00			
Total Responses			313	100%

NUMERIC SCALE

MontiArts

Answer Choice	0%	100%	Number of Responses	Responses Ratio
1			238	76%
2			27	8%
3			26	8%
4			14	4%
5			8	2%
Mean	1.49			
Median	1.00			
Total Responses			313	100%

OPEN QUESTION

Do you currently use the Mississippi River for any type of recreation? If so, how?

no

I've attended Music on the Mississippi and Brewfest along the river

No

313 Response(s)

CHECKBOXES

What winter activities do you participate in? (Select all that apply)

Answer Choice	0%	100%	Number of Responses	Responses Ratio
Sliding hills at East Bridge and/or River Mill Parks			183	58%
Outdoor Ice Skating at West Bridge and/or 4th Street Parks			96	30%
Indoor Ice Skating at Moose Sherritt Arena			68	21%
Snow Shoeing/Cross Country Skiing at Bertram Chain of Lakes Regional Park			66	21%
Fat Biking at Bertram Chain of Lakes Regional Park or Montiview Parks			10	3%
Ice Fishing at Bertram Chain of Lakes Regional Park			27	8%
Fishing at Ellison & Montissippi Parks			44	14%
Other			82	26%
Total Responses			313	100%

CHECKBOXES

Do you participate in any of our partner organization activities? (Select all that apply, if any)

Answer Choice	0%	100%	Number of Responses	Responses Ratio
Community Education			186	59%
Youth Sports Associations			124	39%
Senior Center			32	10%
Not Applicable			89	28%
Total Responses			313	100%

OPEN QUESTION

Do you have a membership at the Monticello Community Center? If no, why not?

no, I would not use it enough.

No. Having a dog, my time allows for exercise/walking with her

No, we have a pool at home. Don't use it for anything else.

313 Response(s)

CHECKBOXES

Which amenities do you use most at the Monticello Community Center? (Select all that apply)

Answer Choice	0%	100%	Number of Responses	Responses Ratio
Pool and Waterslide			175	55%
Fitness center			96	30%
Gymnasium			68	21%
Fitness classes			32	10%
Climbing wall			75	23%
Indoor play area			57	18%
Supervised play			16	5%
Ice arena			42	13%
Meeting/Rental spaces			54	17%
Events			63	20%
Seasonal Leagues (i.e. Flag Football, Hockey, E-sports)			19	6%
Other			63	20%
Total Responses			313	100%

MULTIPLE CHOICE

What's your perception of the quality/condition of the amenities at the Community Center?

Answer Choice	0%	100%	Number of Responses	Responses Ratio
Excellent			63	20%
Good			182	58%
Fair			61	19%
Poor			7	2%

Total Responses 313 100%

CHECKBOXES

Do you utilize any school facilities for recreation? If so, what kind of activities, programs, or facilities are you participating in or using? (Select all that apply)

Answer Choice	0%	100%	Number of Responses	Responses Ratio
Organized Sports			125	39%
Club Sports			90	28%
Playgrounds			119	38%
Pickleball courts			45	14%
Tennis courts			37	11%
Other			91	29%
Total Responses			313	100%

CHECKBOXES

If your primary use of school facilities is organized sports or field play, where do you play?

Answer Choice	0%	100%	Number of Responses	Responses Ratio
High School Recreation Area			117	37%
Middle School Recreation Area			86	27%
Bertram Chain of Lakes Athletic Park			104	33%
Xcel Fields			30	9%
Freeway Fields			26	8%
Other			117	37%
Total Responses			313	100%

TRENDS:

OPEN QUESTION

What types of recreational programs are you most interested in?

Pickle ball, volleyball,

Yoga through community ed

Pickelball

313 Response(s)

CHECKBOXES

What amenities/activities do you think Monticello should focus on over the next 5-10 years? (Select all that apply)

Answer Choice	0%	100%	Number of Responses	Responses Ratio
Walking/running			187	59%
Bicycling/cycling			148	47%
Swimming			106	33%
Athletics (soccer, football, baseball, softball, lacrosse, etc.)			108	34%
Playground equipment			133	42%
Lake/river access			118	37%
Art integration			70	22%
Other			50	15%
Total Responses			313	100%

OPEN QUESTION

Are there any recreational opportunities or programs you think are missing in our community or need to be developed in Monticello?

outdoor pickleball courts

A slash pad would be an amazing addition to our community

Outdoor pickleball courts

313 Response(s)

MULTIPLE CHOICE

Investing in Parks, Arts, and Recreation is a valuable use of City Funds.

Answer Choice	0%	100%	Number of Responses	Responses Ratio
Strongly agree			189	60%
Agree			88	28%
Neutral			26	8%
Disagree			6	1%
Strongly disagree			4	1%
Total Responses			313	100%

CHECKBOXES

How do you prefer to receive information related to recreational classes, events, and programs for community residents? (Select all that apply)

Answer Choice	0%	100%	Number of Responses	Responses Ratio
Flyers			110	35%
Social Media (Facebook, Twitter, LinkedIn, Instagram)			204	65%
Direct mail			121	38%
Email			148	47%
SMS (text) alerts			40	12%
Newspaper			56	17%
City website			129	41%
The City's (bi-annual) newsletter			93	29%
Total Responses			313	100%

CHECKBOXES

Do you currently follow, subscribe to, or utilize the City's existing communications channels? (Select all that apply)

Answer Choice	0%	100%	Number of Responses	Responses Ratio
Monthly E-newsletter (MCC, Farmers Market, or City e-news)			109	34%
City Alerts (SMS/Email Alerts System)			73	23%
Social Media (Facebook, Twitter, LinkedIn, YouTube, Instagram)			203	64%
Monthly Utility Bill Insert			108	34%
The City's (bi-annual) newsletter			103	32%
City website			123	39%
City Blogs			10	3%
Flyers on the Bulletin Board in the MCC/by City Hall			38	12%
Digital Monitors in MCC, the DMV, and Hi-Way Liquors			38	12%
Outdoor Signs at the Fire Station and High-Way Liquors			82	26%
RSS Feeds on the City's Website (News Flash, Calendar, Agendas)			9	2%
Total Responses			313	100%

MULTIPLE CHOICE

How old are you?

Answer Choice	0%	100%	Number of Responses	Responses Ratio
Younger than 12			1	0%
12-17			5	1%
18-24			5	1%
25-34			51	16%
35-44			122	38%
45-54			62	19%
55-64			33	10%
65+			34	10%
Total Responses			313	100%

MULTIPLE CHOICE

Do you work in the city limits of Monticello?

Answer Choice	0%	100%	Number of Responses	Responses Ratio
Yes			146	46%
No			167	53%
Total Responses			313	100%

MULTIPLE CHOICE

Do you live in the city limits of Monticello?

Answer Choice	0%	100%	Number of Responses	Responses Ratio
Yes			231	73%
No			82	26%
Total Responses			313	100%

MULTIPLE CHOICE

How long have you lived in Monticello?

Answer Choice	0%	100%	Number of Responses	Responses Ratio
Less than 1 year			3	0%
1-5 years			49	15%
6-10 years			58	18%
More than 10 years			163	52%
I do not live in Monticello			40	12%
Total Responses			313	100%

OPEN QUESTION

How many people live in your household? Please specify if individuals are adults or children. (For example: 3 people - 2 adults, 1 child).

- 2 adults, no children
- 2 adults
- 3 people - 2 adults - 1 child

313 Response(s)

CHECKBOXES

Please indicate which of the following age groups make up your household. (Select all that apply)

Answer Choice	0%	100%	Number of Responses	Responses Ratio
Children ages 0-4			70	22%
Children ages 5-12			150	47%
Children ages 13-18			110	35%
Young adults ages 19-24			38	12%
Adults ages 25-34			61	19%
Adults ages 35-44			113	36%
Adults ages 45-54			70	22%
Adults ages 55-64			46	14%
Adults ages 65+			47	15%
Total Responses			313	100%

OPEN QUESTION

Do you have any additional comments or suggestions related to the City's Parks, Arts, and Recreation programming, facilities, or trail system?

none

1. A doggie poop station at the park on the corner of Deer St. & Bakken Ave. Many people walk dogs along these sidewalks and neighborhoods and I see a lot of dog poop that is not picked up. Having a dog myself, it would be really nice to have a place to dispose of the poop rather than the garbage can at the picnic shelter.
2. The walking path along Cty Rd 18 connecting Carlisle Village and the next development could use some work. Lots of weeds growing through cracks and overgrown along edges.

Betram needs more bathrooms for the soccer fields. I have heard some older people mention it would be nice to have some walking paths to the fields. Also, a couple of proper walking paths to the road from the north side parking lot.

313 Response(s)